

INTRODUCTION TO

WINDOWS

INK

FOR CTOUCH RIVA
& CTOUCH CANVAS

Windows Ink

DEFINITION



Windows Ink is a software suite in Windows 10 that contains applications and features oriented towards using pens on touch displays.


- Pen can automatically draw
- Finger can automatically move page and zoom in & out
- Palm can automatically erase



CTOUCH[®]
The power to engage

Windows Ink

DEFINITION



Windows Ink is a software suite in Windows 10 that contains applications and features oriented towards using pens on touch displays.

- Pen can automatically draw
- Finger can automatically move page and zoom in & out
- Palm can automatically erase



Windows Ink

DEFINITION



Windows Ink is a software suite in Windows 10 that contains applications and features oriented towards using pens on touch displays.

- Pen can automatically draw
- Finger can automatically move page and zoom in & out
- Palm can automatically erase





Windows Ink

HOW TO SETUP WINDOWS INK

CTOUCH[®]
The power to engage

Windows Ink

HOW TO



- Tap & hold anywhere on the taskbar
- From the context menu select *Show Windows Ink Workspace button.*
- In the taskbar you should now see the Windows Ink icon.
- Tapping on this gives you access to the Windows Ink workspace.

Note: This only works on Windows 10.

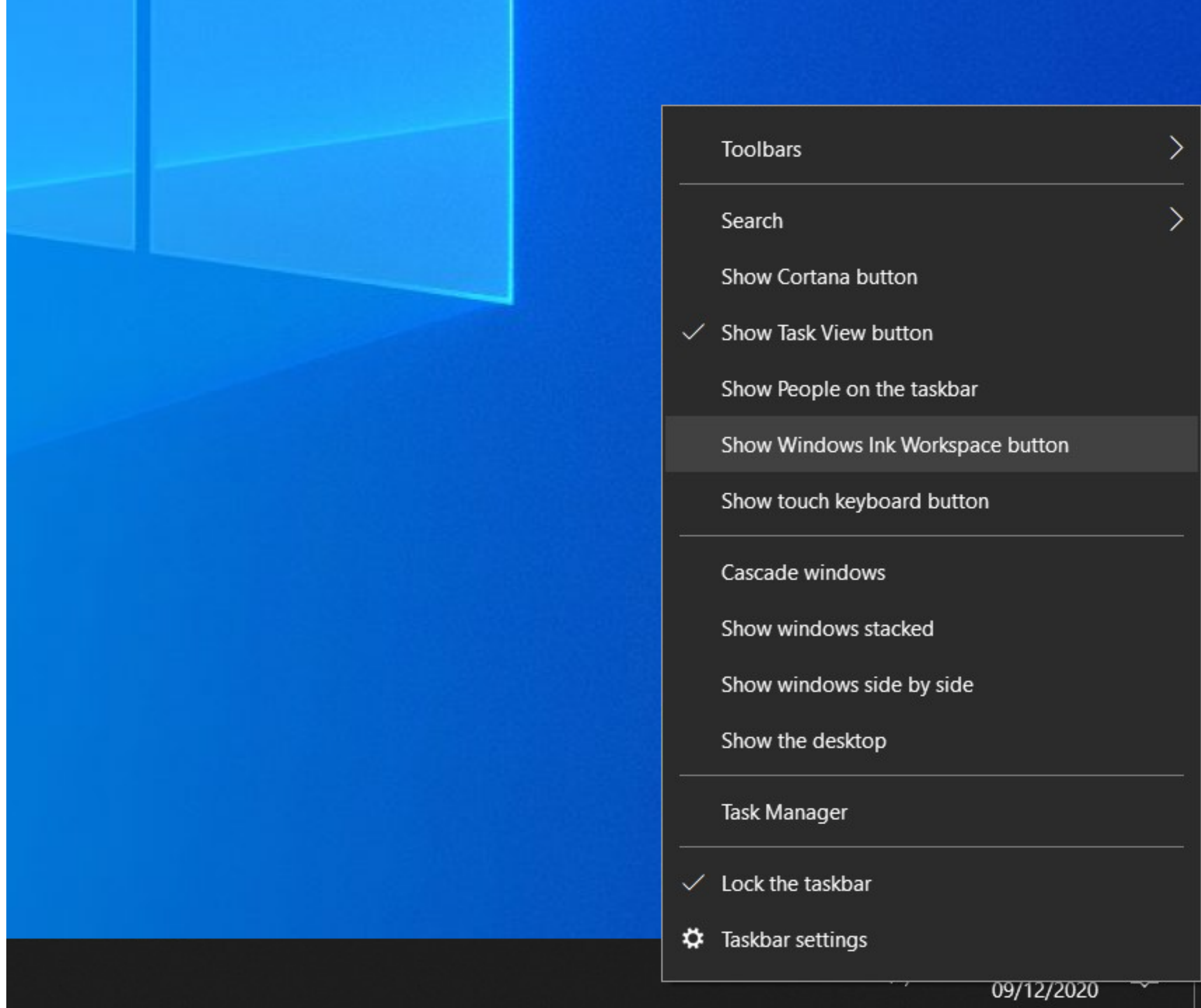
Windows Ink

HOW TO



- Tap & hold anywhere on the taskbar
- From the context menu select *Show Windows Ink Workspace button*.
- In the taskbar you should now see the Windows Ink icon.
- Tapping on this gives you access to the Windows Ink workspace.

Note: This only works on Windows 10.




Windows Ink

HOW TO



- Tap & hold anywhere on the taskbar
- From the context menu select *Show Windows Ink Workspace button.*
- In the taskbar you should now see the Windows Ink icon.
- Tapping on this gives you access to the Windows Ink workspace.

Note: This only works on Windows 10.



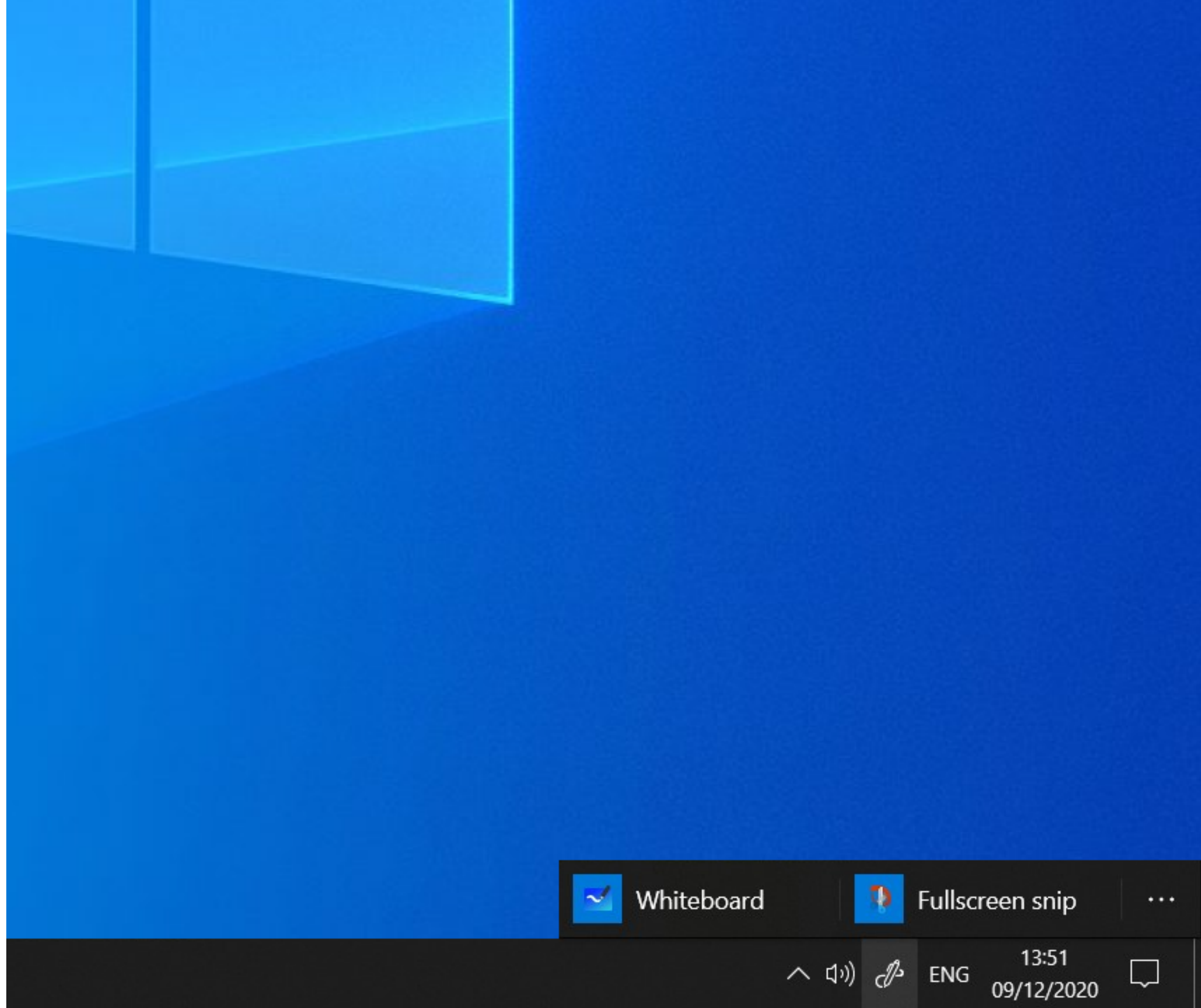
Windows Ink

HOW TO



- Tap & hold anywhere on the taskbar
- From the context menu select *Show Windows Ink Workspace* button.
- In the taskbar you should now see the Windows Ink icon.
- Tapping on this gives you access to the Windows Ink workspace.

Note: This only works on Windows 10.



Windows Ink

APPLICATIONS



Sketchpad
(Whiteboard)



Word



Excel



PowerPoint



OneNote



CTOUCH[®]

The power to engage