

CTOUCH[®] The power to engage

Laser air+ 65 inch (UHD)

Leddura

Lexinus



Laser^{air+} Series

When function matters.

The CTOUCH Laser air+ is a masterpiece when it comes to craftsmanship, technology and making touch accessible to the world. Integrating innovations like JBL sound, opening a complete new and unique experience in touch.

- 32 point Surface Light Wave™ - use 32 fingers at the same time
- COST™ - CTOUCH Android operating system
- CTOUCH app store - get instant access to high rated apps
- Built in Wi-Fi router (802.11a/b/g/n)
- CTOUCH Easy air PC module ready for flexible and heavy duty power
- Versatile annotation app - annotate over any software
- Best service & support - 7 years!
- JBL 80 watts speakers - designed, tuned and built by HARMAN
- Low power consumption. Green energy label A+.

Make every experience great!

The CTOUCH Laser air+ is a masterpiece when it comes to craftsmanship, technology and making touch accessible to the world. Joining forces with partners like JBL[®], integrating sound designed, tuned and built by Harman, providing unprecedented audio. Take meetings into a new dimension. Experience the JBL Audio System, an amazing JBL designed speaker system for the CTOUCH Laser air+. The JBL Audio System lets you experience true JBL[®] high-quality sound for business and education presentations. You've never experienced high-output audio like this from a touchscreen display!

CTOUCH Home screen

Maximize the flexibility in apps and programs with Android 5.0 inside. Combined with the new unique CTOUCH Home screen, every app is within instant reach. Follow meetings with a custom time keeper or annotate over everything! Flexible to adjust to your needs.



80 watts to power your presentation

CTOUCH Laser air+ displays include a JBL speaker system - you can expect great sound. The audio system offers 80 watts of amplification – enabling you to captivate your audience. Experience clear highs and mids, plus exceptional bass – the true JBL sound that you've come to love.

Up to 20 kHz frequency response

No matter where the Laser air+ is located, the JBL audio system will deliver the full range frequency response associated with its exceptional sound.

Easy direct accessible connections

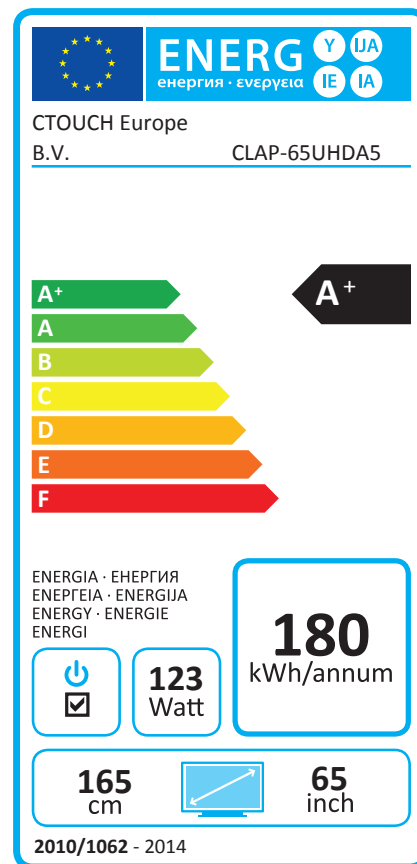
2 USB inputs on the screen, provide access to instant presenting, adding or sharing documents. The top USB connection on top back side provides a direct webcam USB connection enabling to video conference instantly.

Multiple touch inputs- less hassle

One of the + advantages of the CTOUCH Laser air+ displays, is the freedom to connect multiple devices without reconnecting the touch cable. CTOUCH includes 4 touch connectors. 1 automatic switch for the PC module, 1 for the Android and 2 automatic switchers for external devices. No hassle with with touch cables or switches- easy as that!

Smart energy saving

The ambient light sensor automatically adjusts the displays brightness to the most convenient eye sight. The backlight mute function provides a digital curtain to manage the focus of the audiences and create extra attention on the display when needed. You even don't have to close programs, by a simple tap you're back in business. Now that's energy & money saving with the Laser air+!



Product number

- 32 Point touch - black bezel: 10051790

Touch system

- Touch system: Surface Light Wave
- Touch points: 32 points
- Touch tool: Hand or other solid (soft tip) object
- Accuracy: ± 3 mm
- Read speed: 150 responses per second
- Effective screen size (mm): 1428.48 (W) x 803.52 (H)
- Interface: USB 1.1 compatible (full speed) HID compliant, Plug & Play compatible, USB 2.0
- Supported OS: Windows, Mac and Android
- Touch driver: Not required for 20 points (under Windows and Android); 32 points need driver (under Windows)

Panel

- Diagonal size: 65" (1651 mm)'
- Panel resolution: 3840 x 2160
- Frame Rate: 120Hz
- Recommended resolution: 3840 x 2160
- Brightness (Nits): 350 cd/m²
- Contrast ratio: 4000 : 1
- Aspect ratio: 16 : 9
- Display colour: 1.07 Billion colours (10-bit)
- Pixel pitch (mm): 0.372 (W) x 0.372 (H)
- Back light unit: Direct type LED
- Anti reflective glass: Yes
-

Connectivity

- Video input (digital): HDMI x 2, DP x 1, USB 2.0 x 1, USB 3.0 x 2
- Video input (analogue): VGA IN x 3, VGA OUT x 1, AV IN (mini jack) x 1
- Audio input: x 3
- Audio output: x 1 (SPDIF)
- USB (for touch): x 2
- Network controllable input: RS232C, LAN IN
- Build in Wi-Fi router (802.11a/b/g/n)

Features / Convenience

VIDEO

- PSM: Warm / Cool / Normal
- Picture mode: Dynamic / Standard / Soft / User
- Freeze function: Yes
- Backlight mute function: Yes
- Ambient light sensor (auto adjust backlight): Yes

SOUND - Designed, tuned and built by HARMAN

- Transducers: 2 Stereo JBL 3-Way Speakers (tweeter, mid-range and woofer)
- Amplifier power: 80 watts
- frequency range: 60Hz – 20kHz

FUNCTION

- Touch OSD: Via home button: Yes
- Internal CTOUCH Easy air PC module slot: Yes
- HDCP compliance: 2.2

Dimensions and Quality approvals

- Dimensions (mm): 1513.6 (W) x 901.6 (H) x 116 (D)
- Product weight: 52 kg
- VESA mount (mm): 400 (W) x 400 (H)
- Green approvals: RoHS compliant
- Regulatory approvals: CE
- ISO standard: ISO9001 and ISO14001
- Thickness of safety glass: 5 mm

Total cost of ownership

- Service & warranty: 7 years warranty
- Power consumption nominal: 123 W
- Power consumption sleep mode: 0.5 W

Product accessories- Included

- Accessoires pack: Power cable, USB cable, HDMI cable, remote, touch pen, Quick start guide
- Annotation: Yes, annotate over any software application
- Gesture recognition: Yes, refer to CTOUCH manual

Android

- System version: 5.0.1
- CPU: ARM Cortex A53 1.5 GB (64 Bit 4 Core)
- GPU: Mali-450
- RAM: 2 GB
- ROM: 16 GB

Extras

CONNECTIVITY

- Easy air PC Module i3: 10052021
- Easy air PC Module i5: 10052022
- Easy air PC Module i7: 10052023

SUPPORT & TRAINING

- Support and training programs: On request

SOFTWARE

- CTOUCH qualified software: On request

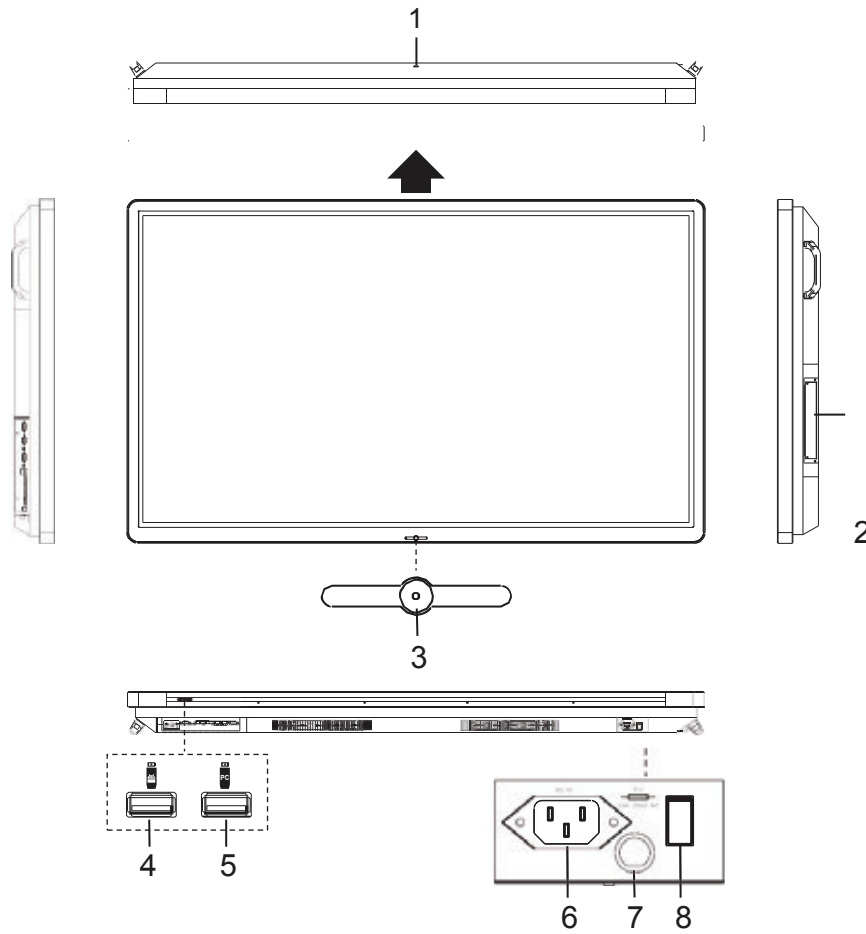
MOUNTING

- CTOUCH Wallom wall lift - electric: 10080201
- CTOUCH WMT mobile lift - electric: 10080212
- CTOUCH WMT tilt table - electric: 10080302

Logistics information

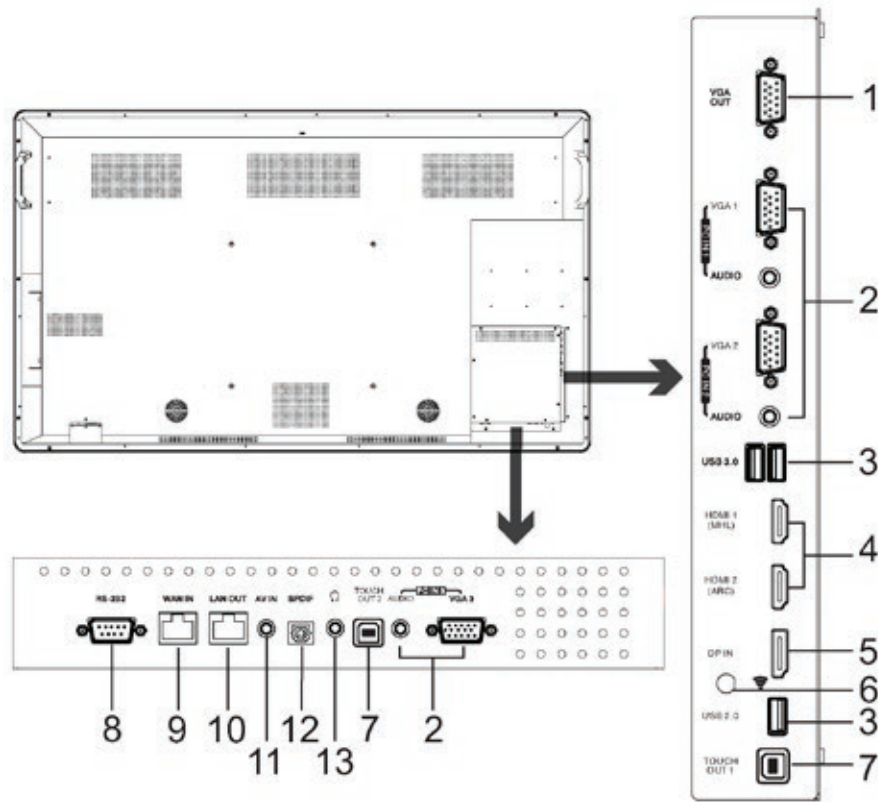
- Box size (mm): 1637 (W) x 1067 (H) x 234 (D)
- Gross weight: 61 kg
- EAN no.: 8718868301864

Viewing the control panel



nr.	Description
1	<p>USB(2.0)(for camera)</p> <p>This port is connected to PC (internal OPS), but is changed to Android if current source is AV, USB or in home page.</p> <p>Notes:</p> <ol style="list-style-type: none"> 1. Please open the dust cover before being used. 2. It can perfectly support cameras up to 720p.
2	<p>Internal PC module slot</p> <p>Insert the CTOUCH Easy air PC module (Optional)</p>
3 CTOUCH Button	<p>Power LED</p> <p>Red: In standby mode. White: In power on mode.</p>
	<p>Remote control sensor</p> <p>Aim the remote control towards this spot on the CTOUCH interactive display.</p>
	<p>Power</p> <p>Press to turn on or off the CTOUCH interactive display.</p> <p>Note: When the CTOUCH interactive display is turned on, press the button in middle to display the navigation bar. Press the button for about 2 seconds and the screen will go into stand-by mode.</p>
4	<p>USB</p> <p>USB port for the CTOUCH interactive display Android-surrounding.</p>
5	<p>PC</p> <p>USB port for Easy air PC module.</p> <p>Note: If there is no Easy air PC module inserted, the USB port has no function.</p>
6	<p>AC IN</p> <p>Plug the AC cord into this jack and into a power outlet. (AC 100-240V 50/60Hz)</p>
7	<p>Fuse</p> <p>12A 250V</p>
8	<p>Power Switch</p> <p>Press (I) to connect the power, press (O) to cut off the power.</p> <p>Note: Don't cover the power switch.</p>


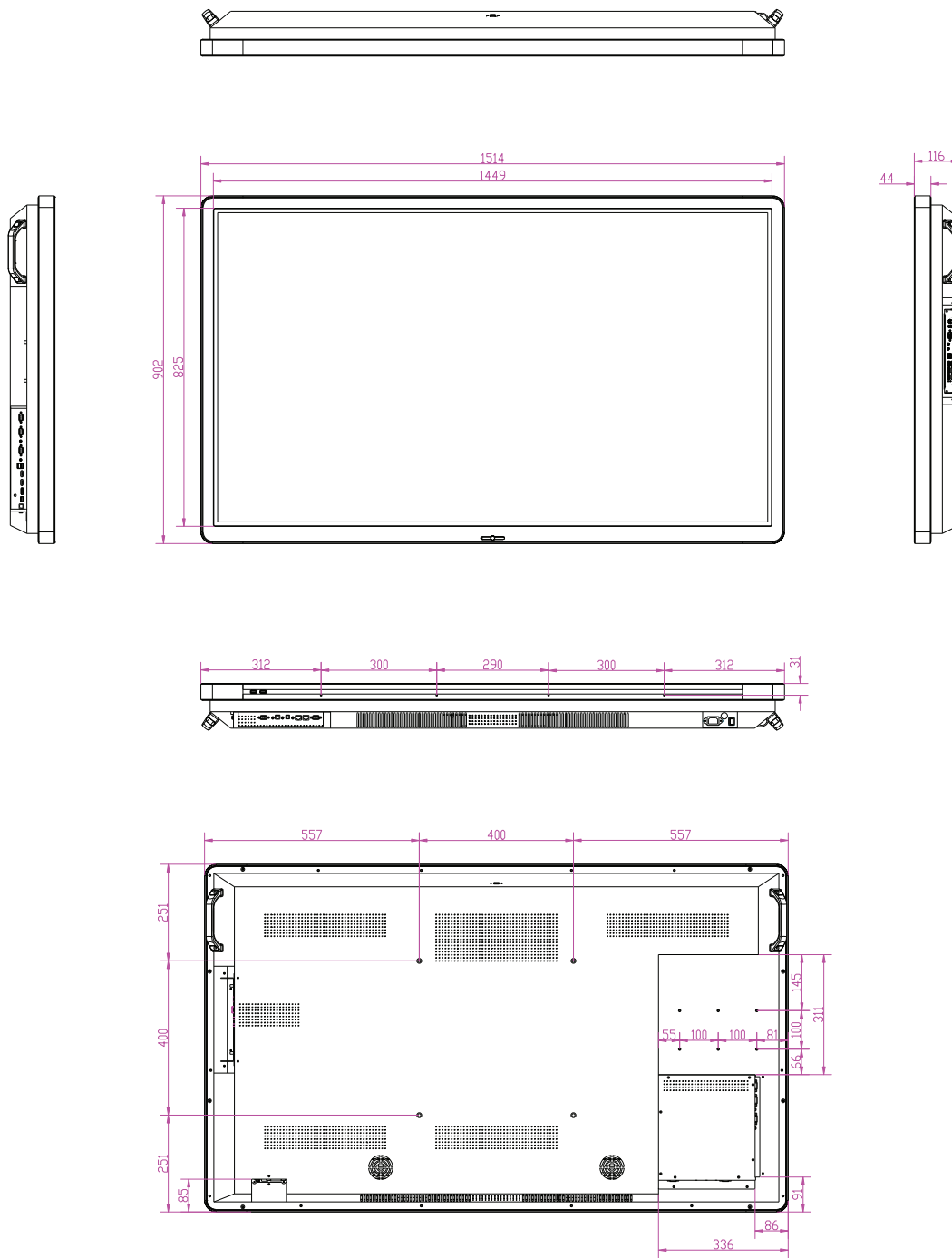
Viewing the connection panel



nr.	Description
1 VGA OUT	Output of the currently selected PC IN 1/2/3 signal.
2 PC IN1/2/3	Connect the video/audio of a computer to these ports.
3 USB2.0/3.0	Connect USB devices to these ports.
4 HDMI1/2 INPUT	Connect an HDMI or DVI device to this HDMI socket. HDMI1(MHL): Connect a MHL- enabled device such as a smart phone to this jack to view the external device's screen on your screen. HDMI2(ARC): Connect an ARC-enabled home theater receiver to this jack.
5 DP(DisplayPort) INPUT	Connect an external device to DP socket.
6 Antenna	WiFi antenna.
7 TOUCH OUT1/2	Output for external devices connected to PCx or HDMIx ports, supporting touch systems. Note: TOUCH OUT 2 prevails on TOUCH OUT 1 in default. You can define it in the Lock menu.
8 RS232	For remote control of the CTOUCH interactive display.
9 WAN IN	The built-in router input port. Connects the external network.
10 LAN OUT	The built-in router output port. Connects to another computer or other internet enabled devices.
11 AV IN	Input port for composite video.
12 S/PDIF digital audio output	Connect a digital sound system to this S/PDIF socket..
13	Connect headphones to this jack. The current selected source is audible.

NOTE:

If the VGA or HDMI does not get any signal, it will go into stand-by after two minutes. If there is no input on the AV, it will go into stand-by mode after 10 minutes.



All rights reserved. CTOUCH products and services mentioned herein as well as their respective logos are trademarks or registered trademarks of CTOUCH Europe B.V.. All other product and service names mentioned are the trademarks of their respective owners.